


GLV 013.07	HUAWEI	SUN2000	
C10/26 - DECLARATION OF CONFORMITY for power-generating units GLV ed2.1.2 (12/2019)			
for the application of annex D "Technical basic requirements regarding the power-generation units" of the Synergrid prescription C10/11 ed2.1 (01/09/2019)			

The undersigned,	Manufacturer:	Huawei Technologies (Netherlands) B.V	Represented by:	Mustafa Temur
	Address:	Herikerbergweg 36, 1101CM Amsterdam Zuid-Oost. The Netherland	Country:	Belgium
			email:	mustafa.temur1@huawei.com
			Telephone:	0032 475826664

Hereby declares that each production unit completed in the list in tab 'list of power-generating units' of this homologation application complies with the following conditions:

1. The power-generating unit complies with the relevant requirements set out in annex D "Technical basic requirements regarding the power-generation units" of the Synergrid prescription C10/11 ed2.1 (01/09/2019).

2. In order to substantiate this, a separate technical file has been submitted at least for each separate product series of the 'C10/26 list of power-generating units' of this homologation application. Each technical file shall be drawn up on the basis of a checklist Annex D, duly and correctly completed by the manufacturer, accompanied by all the required proof of conformity.

2.1 For technical requirements for which the required proof of conformity (column J in checklist annex D) is a declaration of honour by the manufacturer, the manufacturer declares by signing and dating this declaration of conformity the correctness of the information (conform / not conform / not applicable) provided by him or her in columns K, L and M of this checklist.

2.2. For technical requirements for which the required proof of conformity (column J in checklist Annex D) is a test report or a certificate, the necessary test reports and/or certificates are available * in the technical file:


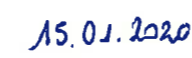
- Certificates have been issued by an EN 45011 (or ISO 17065:2012) certification body accredited for these materials.

- Test reports have been established by an ISO 17025:2005 or ISO 17065:2012 laboratory accredited for these tests.

2.3 A list of the document references or the certificates of conformity referred to in the checklist Annex D is also available in the technical file.

**FINAL
HOMOLOGATION**



Done at:	(location)	Amsterdam	Homologated by Synergrid on:	
On:	(date)	3-12-2019	Stamp Synergrid & signature:	
(stamp manufacturer & signature)				SYNERGRID a.s.b.l.-v.z.w. Galerie Ravensteingalerij 4/2 BE-1000 Bruxelles/Brussel T.V.A./B.T.W : BE 0402.958.091

* Transition period till 01/05/2020 (see exceptions in chapter 3 of C10/11 ed 2.1 (01/09/2019));



If at the time of submission of this homologation application it is not yet possible to submit all the necessary certificates and/or test reports (exception 3), or that the units do not yet have all the required characteristics (exceptions 1 and 2), a temporary homologation may be granted. All necessary certificates and/or test reports must be in the possession of Synergrid at the latest on 30/04/2020 in order to obtain a final homologation. If this is not the case, the temporary C10/26 homologation will be withdrawn.

FINAL
HOMOLOGATION



POWER-GENERATING UNITS TO BE HOMOLOGATED FOR LIST C10/26 ACCORDING TO THE REQUIREMENTS OF ANNEX D OF THE TECHNICAL PRESCRIPTION C10/11 ed2.1 (01/09/2019)

2. C10/26 list with power-generating units in accordance with annex D of C10/11 ed2.1 (01/09/2019)

GLV C13.04 HUAWEI SUN2000

checklist ed 2.1.2 (12/2019)

1	2	3	4	5	6		8	9	10	11				12			13	14	15
					NAME AND REFERENCE OF THE POWER CONTROL SYSTEM					P _{max} rated (active) power (W)	S _{max} maximum apparent power (VA)	1-phase or 3-phase	ADDITIONAL CHARACTERISTICS						
SYNERGRID reference number (GLVxxx-yy-zzzz)	BRAND NAME	Name of the product SERIES	REFERENCE of the model / type of the unit	FIRMWARE VERSION	power control system type ENFUR	other power control system	D3 automatic separation system	D3.1 "Grid type B mode" - suitable for use in positions 2, 3 & 4	D3.2 power response to under-frequency additional operating frequency range (51.5 Hz - 52.5 Hz)				D7.1 only homologated for "small power-generating installations" (enforced by EN1500)	D7.2 active power reduction (F.U)	D9.1 only homologated for use in mode < 800V	D9.2 only homologated for connection to MV-network	D9.3 only homologated as a backup power station according to 3.2.1.1	Solar energy	Wind energy
											HUAWEI	SUN2000							
	HUAWEI	SUN2000	SUN2000-15KTL-M0	V100R002			12000	13200	3-phase	X	X	X			X				
	HUAWEI	SUN2000	SUN2000-17KTL-M0	V100R003			15000	16500	3-phase	X	X	X			X				
	HUAWEI	SUN2000	SUN2000-20KTL-M0	V100R004			17000	18700	3-phase	X	X	X			X				
	HUAWEI	SUN2000	SUN2000-12KTL-M2	V100R005			20000	22000	3-phase	X	X	X			X				
	HUAWEI	SUN2000	SUN2000-15KTL-M2	V100R006			12000	13200	3-phase	X	X	X			X				
	HUAWEI	SUN2000	SUN2000-17KTL-M2	V100R007			15000	16500	3-phase	X	X	X			X				
	HUAWEI	SUN2000	SUN2000-20KTL-M2	V100R008			17000	18700	3-phase	X	X	X			X				
							20000	22000	3-phase	X	X	X			X				

EXPLANATIONS FOR THE COMPLETION OF THE TABLE

Column	Title	Remarks
1	SYNERGRID reference number (GLVxxx-yy-zzzz)	In the case of a positive homologation, each C10/26-homologated power-generating unit is given a unique Synergrid reference number. xxx = unique reference of the manufacturer yy = serial number of manufacturer xxx's record xxx zzz = unique unit reference for the manufacturer xxx Note: "GLV" is the internal Synergrid-abbreviation for Declaration of Conformity, based on the Dutch word "Gelukvoornheidsverklaring"
2	Brand name	Brand name under which the unit is marketed on the Belgian market.
3	Name of the product series	Name of the product range Note: For each separate product range (for each group of units with common characteristics) a separate checklist according to Appendix D is required (sheet 3) together with the corresponding conformity proof documents.
4	Reference of the model / type of the unit	Unique product name or reference. Units of the same product range must be unequivocally distinguished from each other through this name or reference.
5	Firmware version	Reference of the firmware version of the unit.
6	power control system type (ENFUR)	This case is only applicable for units (suitable for) energy storage, provided with a power control system of type ENFUR. Name and reference of the power control system of type ENFUR, compliant to the requirements in C10/11 ed 2.1 (01/09/2019) 6.5.1.7 and 6.7.11.2.1
7	other power control system	This case is only applicable for units (suitable for) energy storage, provided with a power control system of another type than ENFUR. Name and reference of the power control system, compliant to the requirements in C10/11 ed 2.1 (01/09/2019) 6.7.11.2.2
8	P _{max} rated (active) power (W)	Active (electrical) power in W at the terminals of the unit, as stated on the technical sheet / data sheet / brochure and nameplate. For photovoltaic inverters: see also definition in 3.2.5 of IEC 62942-2:2016-111
9	S _{max} maximum apparent power (VA)	Maximum apparent (electrical) power at the terminals of the unit, as stated on the certificate / the test report / the technical sheet / data sheet / brochure.
10	1-phase or 3-phase	Indicate whether the unit is single- or three-phase. This characteristic refers to the unit itself, not to the nature of the connection to the distribution network to which the unit can be connected.

SYNERGRID a.s.b.l.-v.z.w.
Galerie Ravensteingalerij 4/2
BE-1000 Bruxelles/Brussel
T.V.A./B.T.W : BE 0402.958.091

[Handwritten signature]

FINAL HOMOLOGATION

Kurweel Technologies Netherlands B.V.
Kortrijkseweg 20
1123 CA Amsterdam
NL-1013 CA Amsterdam
Tel: +31 (0) 20 461 2000
Fax: +31 (0) 20 461 2001
www.kurweel.nl
info@kurweel.nl

11	Additional characteristics	In these columns optional additional characteristics of the units are indicated, following the information in checklist annex D and the corresponding technical file. Put an "X" at each relevant additional characteristic. Note: Only units < 1 MW that are "type B ready" may be applied in an installation ≥ 1 MW (installation "type B" according to the European Network Code (ENG)). A unit < 1 MW is only "type B ready" if it complies with all optional properties ticked in column I of the checklist Annex D.
12	limitations	These columns specify limitations of the units to their application in certain types of installations, in accordance with the information in the checklist in annex D and the corresponding technical file. Put an "X" to each relevant limitation.
13	Application	Indicate the applications for which the unit is suitable Include an "X" with each application for which the unit can be used.
14	Synergid approval date Temporary homologation (expires on 01/05/2020)	Date on which the submitted homologation file was approved by Synergid for a limited period of time. - A temporary homologation is granted if the applicant invokes exceptions in chapter 3 of C10/11 ed2.1 (01/09/2019) and has not yet submitted all the test reports required for a definitive homologation with his homologation application (exception 3), or if the units do not yet have all the required properties (exceptions 1 and 2) - The expiry date for a temporary homologation is 01/05/2020 - see conditions in chapter 3 of C10/11 ed2.1 (01/09/2019)
15	Synergid approval date Final homologation	Date on which the submitted homologation file was definitely approved by Synergid. - A final approval will be granted as soon as Synergid has a fully compliant homologation dossier. - A final homologation only remains valid under the following conditions: - No changes that have an influence on the initial approval are made to (the production of) the units. - There is no new edition of prescription C10/11. - The validity date of the test reports in the technical file submitted for approval has not been exceeded. See also the general Synergid procedure S1/01 for homologation of material, which is applicable. [1]

[1] - S1/01 Technical specification: procedure for application for homologation and renewal of homologation of materials

**FINAL
HOMOLOGATION**